

# VITTORIA GILBERT



8/16

Our Vittoria Gilbert range is designed for relaxed living. Choose from five slip cover, slouch style sofa components to create your ideal casual space.

## UPHOLSTERY COLOUR

## MATERIALS

Solder	48% Viscose, 20% Linen, 20% Polyester, 12% Cotton
Sandstone	48% Viscose, 20% Linen, 20% Polyester, 12% Cotton

## UPHOLSTERY COLOURS



Solder  
(SOL)



Sandstone  
(SDST)

## DIMENSIONS

WIDTHS	Various
DEPTH	Various
SEAT HEIGHT	370mm
ARM HEIGHT	650mm

## COVERS

Removable

## PROFILE

Medium Cushion

## FILLING

Foam & Feather

## COMPONENTS & CONFIGURATIONS

Please refer following page.


## NOTES

Modulars are ordered as separate units available in left (LFT) or right (RIT) facing orientation. As you stand in front of the sofa the arm will be in either the left or right side of the modular component. Please refer website for care instructions.


As product specifications sometimes change, please confirm with your GlobeWest salesperson before placing your order.

# VITTORIA GILBERT


## COMPONENTS



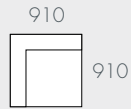
A - 2 Seater Left Arm Sofa




B - 2 Seater Right Arm Sofa



C - 1 Seater Centre Sofa



D - Corner Sofa

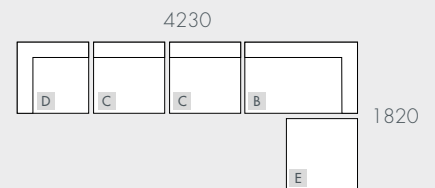
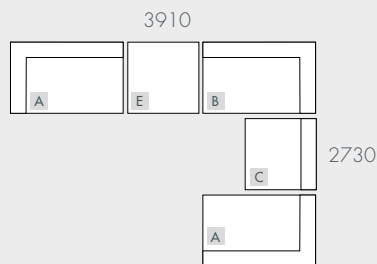
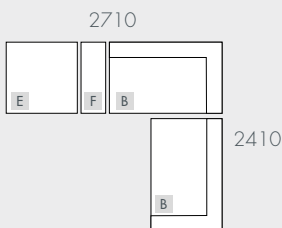
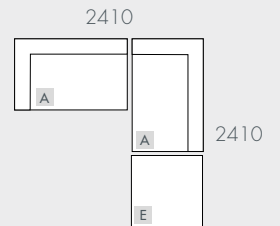
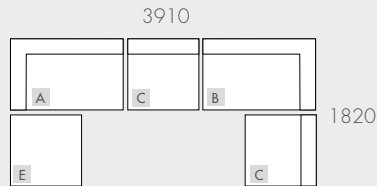
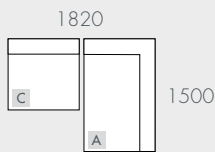



E - Ottoman



F - Side Table

## MODULAR EXAMPLES



All dimensions shown are millimetres.

KEY	DESCRIPTION	PRODUCT CODE	WIDTH	DEPTH	HEIGHT
A	2 Seater Left Arm Sofa	SOF-VIT-GIL-2S-LFT	1500	910	650
B	2 Seater Right Arm Sofa	SOF-VIT-GIL-2S-RIT	1500	910	650
C	1 Seater Centre Sofa	SOF-VIT-GIL1S-CTR	910	910	650
D	Corner Sofa	SOF-VIT-GIL-CNR	910	910	650
E	Ottoman	SOF-VIT-GIL-OTT	910	910	370
F	Side Table	LT-VIT-GIL-WW	910	300	360

## CONTACT US

To find out more information or place an order please contact us.

T. 1800 722 366

E. [enquiries@globewest.com.au](mailto:enquiries@globewest.com.au)

Showrooms: Melbourne, Sydney, Brisbane, Adelaide and Perth.

# VITTORIA CHARLIE



8/16

Vittoria Charlie is low to the ground and perfect for stretching out. Relax into your own Vittoria Charlie combination from seven sofa and chaise components.

UPHOLSTERY COLOUR	MATERIALS	LEG COLOUR
Solder	48% Viscose, 20% Linen, 20% Polyester, 12% Cotton	Black
Sandstone	48% Viscose, 20% Linen, 20% Polyester, 12% Cotton	Black

## UPHOLSTERY COLOURS



Solder  
(SOL)



Sandstone  
(SDST)

DIMENSIONS	
WIDTHS	Various
DEPTH	Various
SEAT HEIGHT	420mm
ARM HEIGHT	520mm

COVERS	Removable
PROFILE	Medium Cushion
FILLING	Foam & Feather
LEG MATERIAL	Birch

## COMPONENTS & CONFIGURATIONS

Please refer following page.

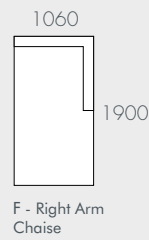
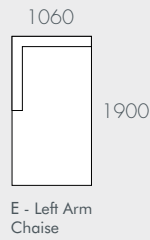
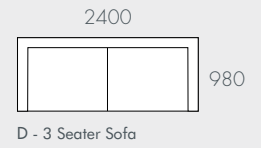
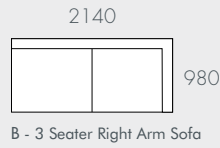
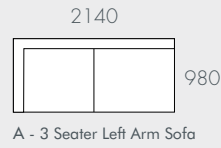
## NOTES

Modulars are ordered as separate units available in left (LFT) or right (RIT) facing orientation. As you stand in front of the sofa the arm will be in either the left or right side of the modular component. Please refer website for care instructions.

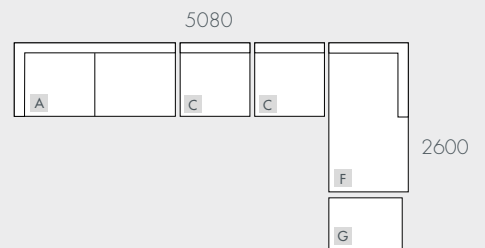
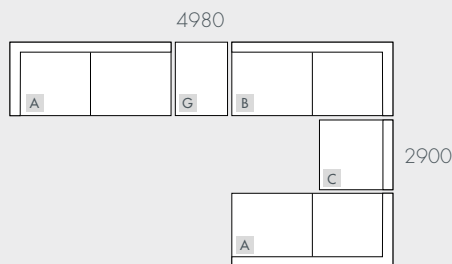
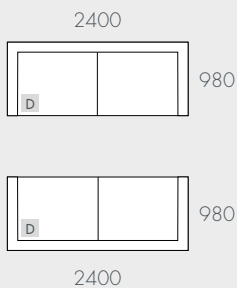
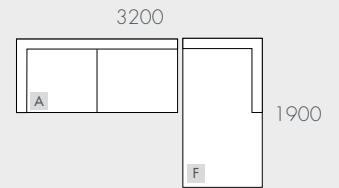
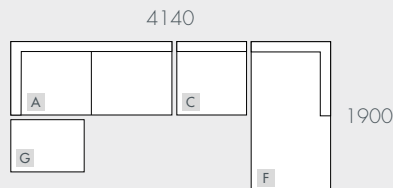
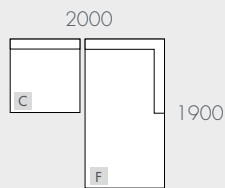
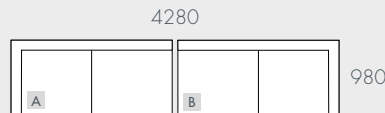
As product specifications sometimes change, please confirm with your GlobeWest salesperson before placing your order.

# VITTORIA CHARLIE

## COMPONENTS



## MODULAR EXAMPLES



All dimensions shown are millimetres.

KEY	DESCRIPTION	PRODUCT CODE	WIDTH	DEPTH	HEIGHT
A	3 Seater Left Arm Sofa	SOF-VIT-CHA3S-LFT	2140	980	640
B	3 Seater Right Arm Sofa	SOF-VIT-CHA3S-RIT	2140	980	640
C	1 Seater Centre Sofa	SOF-VIT-CHA1S-CTR	940	980	640
D	3 Seater Sofa	SOF-VIT-CHA-3S	2400	980	640
E	Left Arm Chaise	SOF-VIT-CHA-LFT-CHS	1060	1900	640
F	Right Arm Chaise	SOF-VIT-CHA-RIT-CHS	1060	1900	640
G	Ottoman	SOF-VIT-CHA-OTT	980	700	420

## CONTACT US

To find out more information or place an order please contact us.

T. 1800 722 366

E. [enquiries@globewest.com.au](mailto:enquiries@globewest.com.au)

Showrooms: Melbourne, Sydney, Brisbane, Adelaide and Perth.

# VITTORIA SQUARE SLIP COVER



8/16

Distinctly relaxed, our versatile new Vittoria Square Slip Cover range enhances casual living. With beautiful seam detailing, the Vittoria Square Slip Cover includes seven sofa and chaise components.

UPHOLSTERY COLOUR	MATERIALS
Milk	100% Linen
Sandstorm	100% Linen (Selected items only)
Washed Smoke	100% Linen

DIMENSIONS	
WIDTHS	Various
DEPTH	Various
SEAT HEIGHT	400mm
ARM HEIGHT	600mm

COVERS	Removable
PROFILE	Medium Cushion
FILLING	Foam & Feather

## UPHOLSTERY COLOURS



Milk  
(MILK)



Sandstorm  
(STRM)



Washed Smoke  
(WSM)

## COMPONENTS & CONFIGURATIONS

Please refer following page.

## NOTES

Modulars are ordered as separate units available in left (LFT) or right (RIT) facing orientation. As you stand in front of the sofa the arm will be in either the left or right side of the modular component. Please refer website for care instructions.

As product specifications sometimes change, please confirm with your GlobeWest salesperson before placing your order.

# VITTORIA SQUARE SLIP COVER


## COMPONENTS



A - 2 Seater Left Arm Sofa



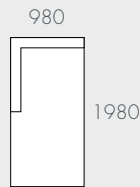
B - 2 Seater Right Arm Sofa



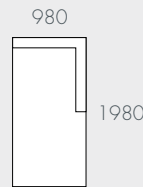
C - 1 Seater Sofa



D - 3 Seater Sofa



E - Left Arm Chaise

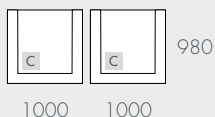
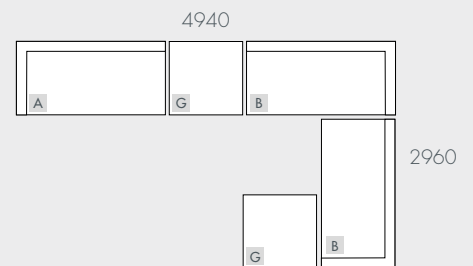

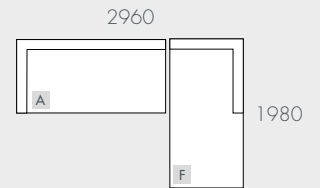
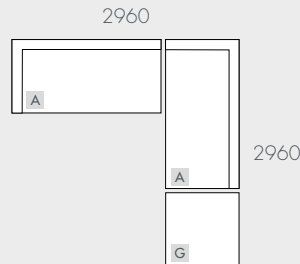
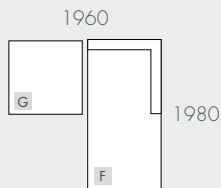

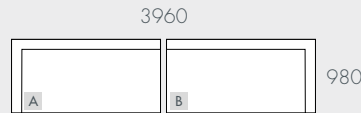


F - Right Arm Chaise



G - Ottoman

## MODULAR EXAMPLES



All dimensions shown are millimetres.

KEY	DESCRIPTION	PRODUCT CODE	WIDTH	DEPTH	HEIGHT
A	2 Seater Left Arm Sofa	SOF-VIT-SQ-SLIP2S-LFT	1980	980	600
B	2 Seater Right Arm Sofa	SOF-VIT-SQ-SLIP2S-RIT	1980	980	600
C	1 Seater Sofa	SOF-VIT-SQ-SLIP1S	1000	980	600
D	3 Seater Sofa	SOF-VIT-SQ-SLIP3S	2100	980	600
E	Left Arm Chaise	SOF-VIT-SQ-SLIP-CHS-LFT	980	1980	600
F	Right Arm Chaise	SOF-VIT-SQ-SLIP-CHS-RIT	980	1980	600
G	Ottoman	SOF-VIT-SQ-SLIP-OTT	980	980	400

## CONTACT US

To find out more information or place an order please contact us.

T. 1800 722 366

E. [enquiries@globewest.com.au](mailto:enquiries@globewest.com.au)

Showrooms: Melbourne, Sydney, Brisbane, Adelaide and Perth.

# VITTORIA IRIS



8/16


Luxurious comfort with natural timber detailing, our Vittoria Iris range includes ten versatile sofa and chaise components. Create your own sanctuary of contemporary style.

UPHOLSTERY COLOUR	MATERIALS	LEG COLOUR
Midnight	100% Polyester	Natural
Stone	100% Polyester	Natural
Pavement	70% Polyester, 30% Acrylic	Natural

DIMENSIONS	
WIDTHS	Various
DEPTH	Various
SEAT HEIGHT	370mm
ARM HEIGHT	630mm

COVERS	Removable
PROFILE	Medium Cushion
FILLING	Foam & Feather
LEG MATERIAL	Solid Ash

## UPHOLSTERY COLOURS



Midnight  
(MID)



Stone  
(STN)



Pavement  
(PAV)

## COMPONENTS & CONFIGURATIONS

Please refer following page.

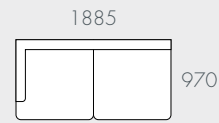
## NOTES

Modulars are ordered as separate units available in left (LFT) or right (RIT) facing orientation. As you stand in front of the sofa the arm will be in either the left or right side of the modular component. Please refer website for care instructions.

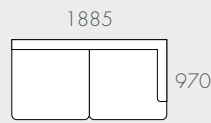
As product specifications sometimes change, please confirm with your GlobeWest salesperson before placing your order.

# VITTORIA IRIS

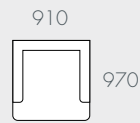
## COMPONENTS




A - 2 Seater Left Arm Sofa



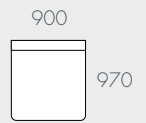
B - 2 Seater Right Arm Sofa



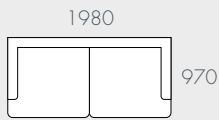
C - Sofa Chair



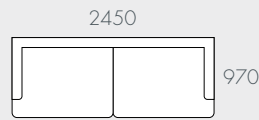
D - Corner Sofa



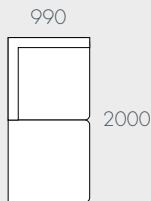
E - 1 Seater Centre Sofa



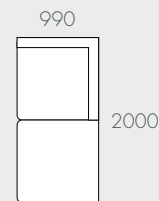
F - 3 Seater Sofa



G - 4 Seater Sofa



H - Left Arm Chaise

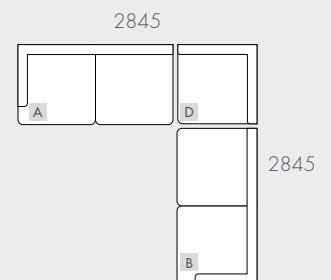
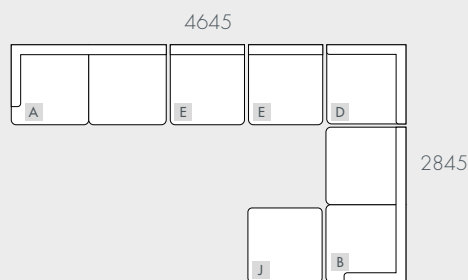
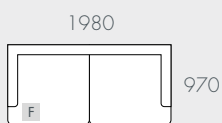
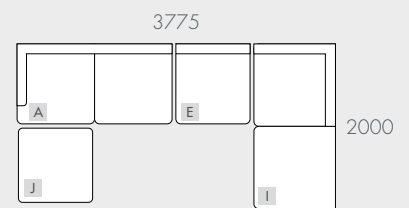
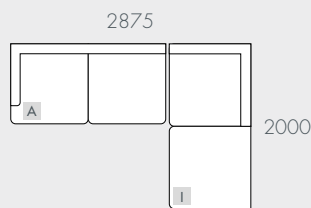
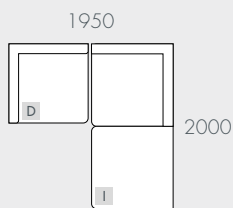


I - Right Arm Chaise



J - Ottoman

## MODULAR EXAMPLES



All dimensions shown are millimetres.

KEY	DESCRIPTION	PRODUCT CODE	WIDTH	DEPTH	HEIGHT
A	2 Seater Left Arm Sofa	SOF-VIT-IRIS2S-LFT	1885	970	740
B	2 Seater Right Arm Sofa	SOF-VIT-IRIS2S-RIT	1885	970	740
C	Sofa Chair	SOF-VIT-IRIS1S	910	970	740
D	Corner Sofa	SOF-VIT-IRIS-CNR	960	960	740
E	1 Seater Centre Sofa	SOF-VIT-IRIS1S-CTR	900	970	740
F	3 Seater Sofa	SOF-VIT-IRIS3S	1980	970	740
G	4 Seater Sofa	SOF-VIT-IRIS4S	2450	970	740
H	Left Arm Chaise	SOF-VIT-IRIS-LFT-CHS	990	2000	740
I	Right Arm Chaise	SOF-VIT-IRIS-RIT-CHS	990	2000	740
J	Ottoman	SOF-VIT-IRIS-OTT	900	900	400

## CONTACT US

To find out more information or place an order please contact us.

T. 1800 722 366

E. [enquiries@globewest.com.au](mailto:enquiries@globewest.com.au)

Showrooms: Melbourne, Sydney, Brisbane, Adelaide and Perth.



# VITTORIA POLO



8/16

Enjoy the sleek style and soft, textural feel of our Vittoria Polo range. With its low profile and generous seating depth, it's perfect for larger spaces.

UPHOLSTERY COLOUR	MATERIALS	LEG COLOUR
Gravel	100% Polyester	Black

## UPHOLSTERY COLOURS



Gravel  
(GRV)

DIMENSIONS	
WIDTHS	Various
DEPTH	Various
SEAT HEIGHT	350mm
ARM HEIGHT	580mm

COVERS	Removable
PROFILE	Medium Cushion
FILLING	Foam & Feather
LEG MATERIAL	Birch

## COMPONENTS & CONFIGURATIONS

Please refer following page.

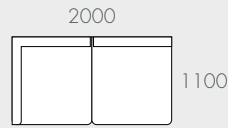
## NOTES

Modulars are ordered as separate units available in left (LFT) or right (RIT) facing orientation. As you stand in front of the sofa the arm will be in either the left or right side of the modular component. Please refer website for care instructions.

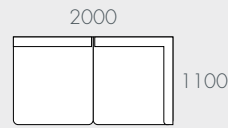
As product specifications sometimes change, please confirm with your GlobeWest salesperson before placing your order.

# VITTORIA POLO

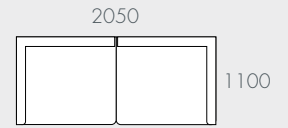
## COMPONENTS



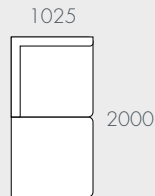
A - 3 Seater Left Arm Sofa



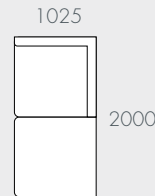
B - 3 Seater Right Arm Sofa




C - 3 Seater Sofa



D - Left Arm Chaise

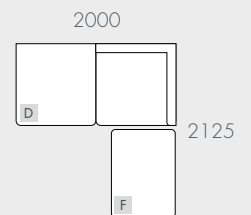
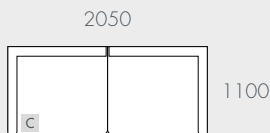
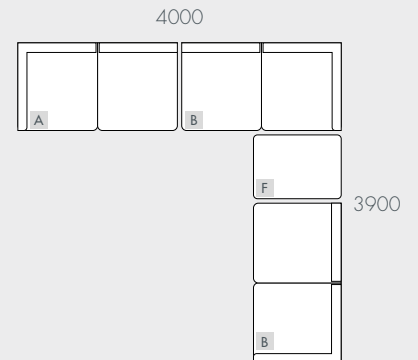
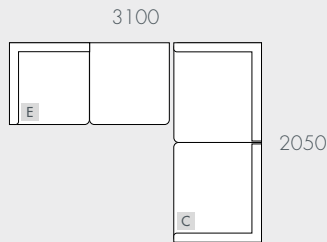
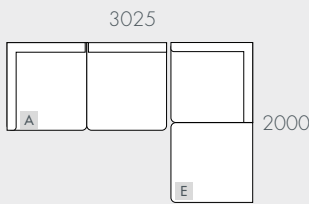



E - Right Arm Chaise



F - Ottoman

## MODULAR EXAMPLES



All dimensions shown are millimetres.

KEY	DESCRIPTION	PRODUCT CODE	WIDTH	DEPTH	HEIGHT
A	3 Seater Left Arm Sofa	SOF-VIT-POL3S-LFT	2000	1100	570
B	3 Seater Right Arm Sofa	SOF-VIT-POL3S-RIT	2000	1100	570
C	3 Seater Sofa	SOF-VIT-POL3S	2050	1100	570
D	Left Arm Chaise	SOF-VIT-POL-LFT-CHS	1025	2000	570
E	Right Arm Chaise	SOF-VIT-POL-RIT-CHS	1025	2000	570
F	Ottoman	SOF-VIT-POL-OTT	1100	800	390

## CONTACT US

To find out more information or place an order please contact us.

T. 1800 722 366

E. [enquiries@globewest.com.au](mailto:enquiries@globewest.com.au)

Showrooms: Melbourne, Sydney, Brisbane, Adelaide and Perth.

# VITTORIA LUISA



8/16

The elegant Vittoria Luisa range includes eight luxurious sofa and chaise components. Arrange your own Vittoria Luisa from an array of modular configurations.

UPHOLSTERY COLOUR	MATERIALS	LEG COLOUR
Shell	30% Polyester, 50% Viscose, 20% Linen	Dark Sepia
Silver Grey	20% Linen, 20% Polyester, 40% Viscose, 20% Cotton	Dark Sepia
Graphite	30% Polyester, 50% Viscose, 20% Linen	Dark Sepia
Carbon Grey	20% Linen, 20% Polyester, 7% Acrylic, 53% Cotton	Natural
Cement	20% Linen, 20% Polyester, 7% Acrylic, 53% Cotton	Natural

DIMENSIONS	
WIDTHS	Various
DEPTH	Various
SEAT HEIGHT	410mm
ARM HEIGHT	650mm

COVERS	Removable
PROFILE	Medium Cushion
FILLING	Foam & Feather
LEG MATERIAL	Solid Ash

## COMPONENTS & CONFIGURATIONS

Please refer following page.

## NOTES

Modulars are ordered as separate units available in left (LFT) or right (RIT) facing orientation. As you stand in front of the sofa the arm will be in either the left or right side of the modular component. Please refer website for care instructions and further specifications.

As product specifications sometimes change, please confirm with your GlobeWest salesperson before placing your order.

## UPHOLSTERY COLOURS



Shell  
(SHE)



Silver Grey  
(SVGY)



Graphite  
(NGRA)



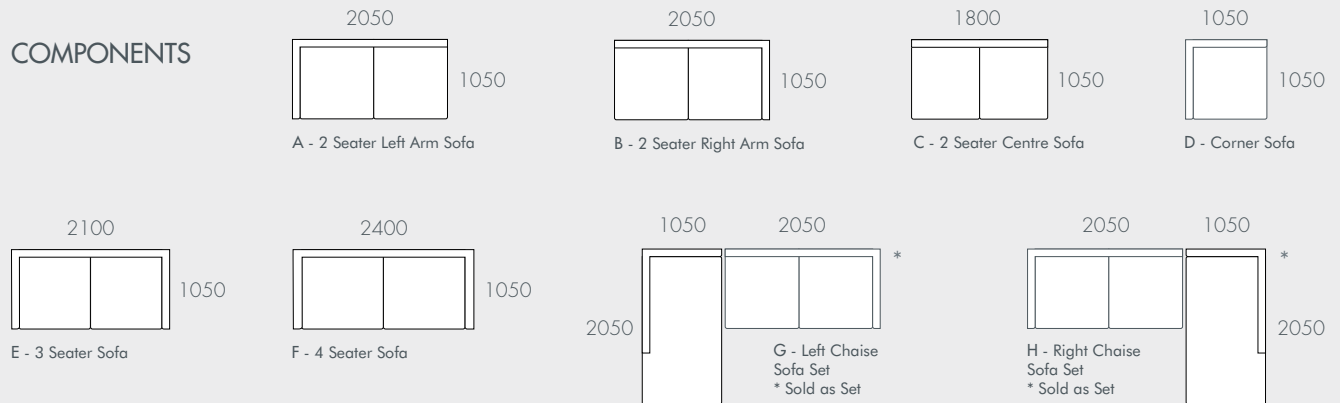
Carbon Grey  
(CBGY)



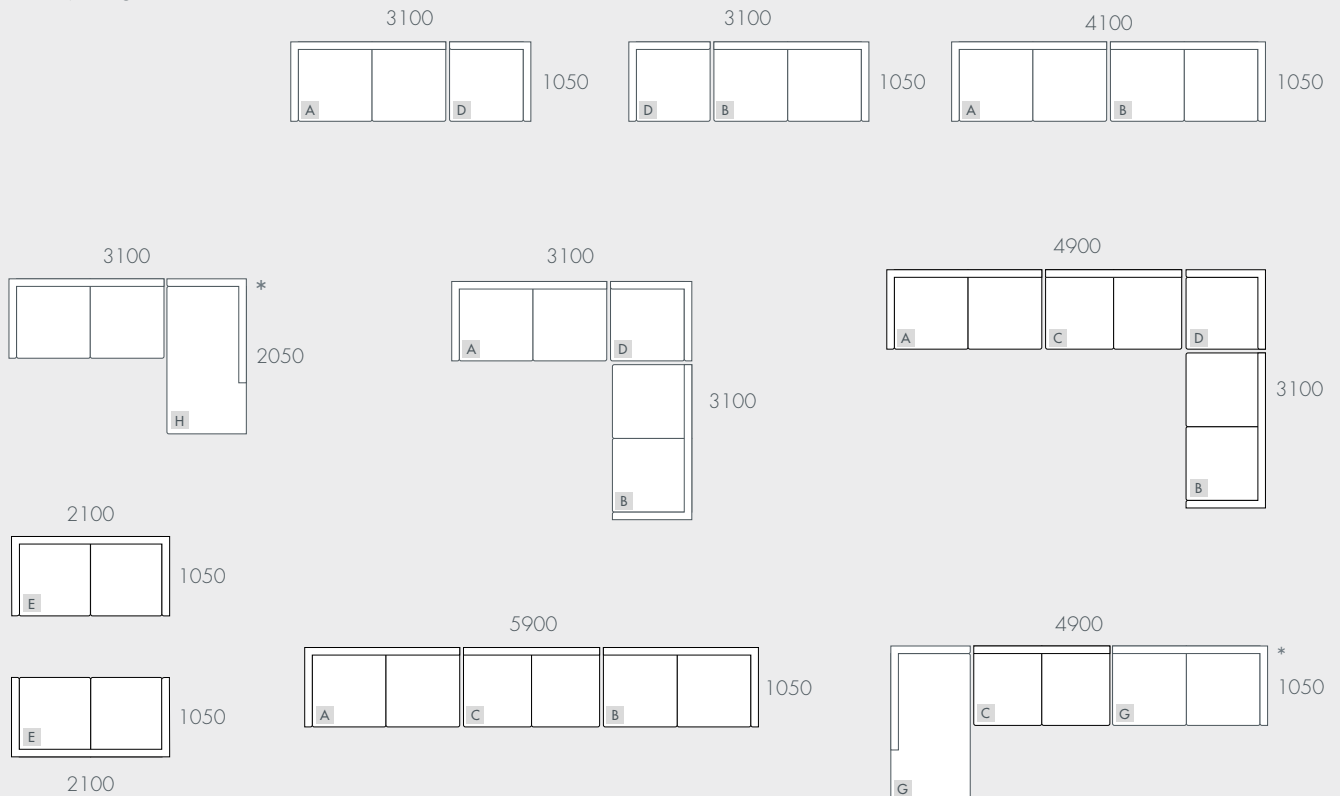
Cement  
(CEM)

# VITTORIA LUISA

## COMPONENTS



## MODULAR EXAMPLES



All dimensions shown are millimetres.

KEY	DESCRIPTION	PRODUCT CODE	WIDTH	DEPTH	HEIGHT
A	2 Seater Left Arm Sofa	SOF-VIT-LUI-2S-LFT	2050	1050	650
B	2 Seater Right Arm Sofa	SOF-VIT-LUI-2S-RIT	2050	1050	650
C	2 Seater Centre Sofa	SOF-VIT-LUI-2S-CTR	1800	1050	650
D	Corner Sofa	SOF-VIT-LUI-CNR	1050	1050	650
E	3 Seater Sofa	SOF-VIT-LUI3S	2100	1050	650
F	4 Seater Sofa	SOF-VIT-LUI4S	2400	1050	650
G	Left Chaise Sofa Set	SOF-VIT-LUI-LFT-CHS-SET	2050	1050	650
		*Sold as Set	1050	2050	650
H	Right Chaise Sofa Set	SOF-VIT-LUI-RIT-CHS-SET	2050	1050	650
		*Sold as Set	1050	2050	650

## CONTACT US

To find out more information or place an order please contact us.

T. 1800 722 366

E. [enquiries@globewest.com.au](mailto:enquiries@globewest.com.au)

Showrooms: Melbourne, Sydney, Brisbane, Adelaide and Perth.

# FELIX CUBE



8/16

Slick and minimal, our versatile Felix Cube range perfectly suits modern living. Form your own Felix Cube configuration from seven comfortable sofa and chaise components.

UPHOLSTERY COLOUR	MATERIALS	LEG COLOUR
Silver Grey	20% Linen, 20% Polyester, 40% Viscose, 20% Cotton	Stainless Steel
Graphite	20% Linen, 30% Polyester, 50% Viscose	Stainless Steel

DIMENSIONS	
WIDTHS	Various
DEPTH	Various
SEAT HEIGHT	350mm
ARM HEIGHT	640mm

COVERS	Non-removable
PROFILE	Medium Cushion
FILLING	Foam & Feather
LEG MATERIAL	Stainless Steel - Polished

## UPHOLSTERY COLOURS



Silver Grey  
(SVGY)



Graphite  
(GRA)

## COMPONENTS & CONFIGURATIONS

Please refer following page.


## NOTES

Modulars are ordered as separate units available in left (LFT) or right (RIT) facing orientation. As you stand in front of the sofa the arm will be in either the left or right side of the modular component. Please refer website for care instructions.


As product specifications sometimes change, please confirm with your GlobeWest salesperson before placing your order.

# FELIX CUBE


## COMPONENTS




A - 2 Seater  
Left Arm Sofa



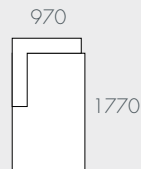
B - 2 Seater  
Right Arm Sofa



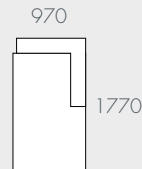
C - 2 Seater  
Centre Sofa



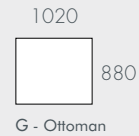
D - 2 Seater  
Large Centre Sofa



E - Left Arm Chaise

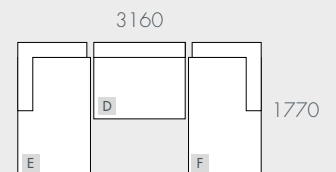
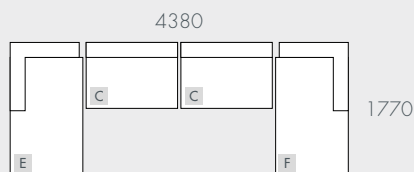
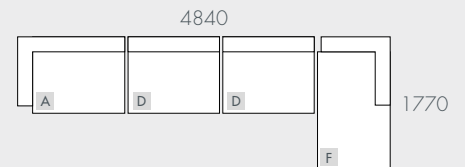
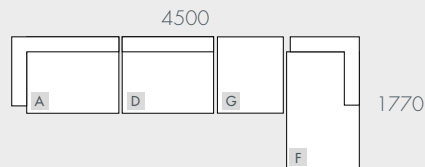
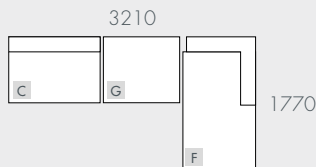
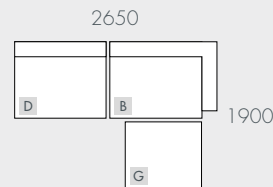
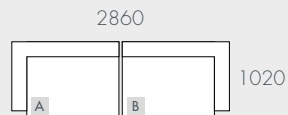


F - Right Arm Chaise



G - Ottoman

## MODULAR EXAMPLES



All dimensions shown are millimetres.

KEY	DESCRIPTION	PRODUCT CODE	WIDTH	DEPTH	HEIGHT
A	2 Seater Left Arm Sofa	SOF-FEL-CUB-2S-LFT	1430	1020	640
B	2 Seater Right Arm Sofa	SOF-FEL-CUB-2S-RIT	1430	1020	640
C	2 Seater Centre Sofa	SOF-FEL-CUB-2S-CTR	1220	880	640
D	2 Seater Large Centre Sofa	SOF-FEL-CUB-2S-CTR-LG	1220	1020	640
E	Left Arm Chaise	SOF-FEL-CUB-LFT-CHS	970	1770	640
F	Right Arm Chaise	SOF-FEL-CUB-RIT-CHS	970	1770	640
G	Ottoman	SOF-FEL-CUB-OTT	1020	880	360

## CONTACT US

To find out more information or place an order please contact us.

T. 1800 722 366

E. [enquiries@globewest.com.au](mailto:enquiries@globewest.com.au)

Showrooms: Melbourne, Sydney, Brisbane, Adelaide and Perth.

# FLORIDA



8/16

Our Florida sofa collection features warm natural teak timber and batyline detailing. Comfortable and modern, its dark grey cushions are upholstered in durable sunproof fabric.

UPHOLSTERY COLOUR	MATERIALS	FRAME COLOUR
Dark Grey	Sunproof Outdoor Fabric (100% Olefin)	Natural Teak

## UPHOLSTERY COLOURS



Dark Grey  
(DKGY)

DIMENSIONS	
WIDTHS	Various
DEPTH	Various
SEAT HEIGHT	410mm
ARM HEIGHT	700mm

COVERS	Removable
PROFILE	Medium Cushion
FILLING	Polyester
FRAME MATERIAL	Teak with Batyline

## COMPONENTS & CONFIGURATIONS

Please refer following page.


## NOTES

Please refer website for care instructions.


As product specifications sometimes change, please confirm with your GlobeWest salesperson before placing your order.

# FLORIDA


## COMPONENTS



A - 2 Seater Left Arm Sofa



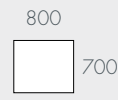
B - 2 Seater Right Arm Sofa



C - 2 Seater Centre Sofa

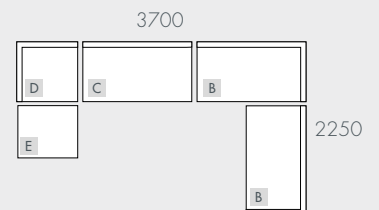
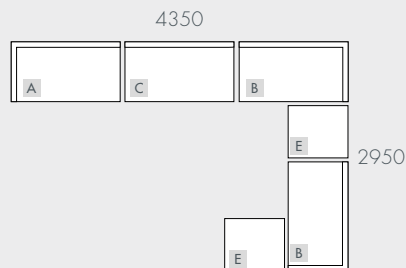
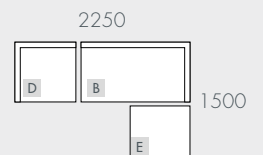
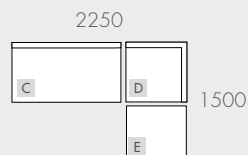
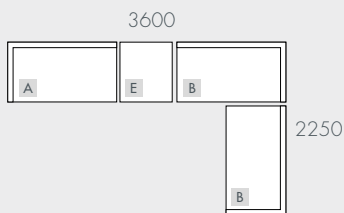
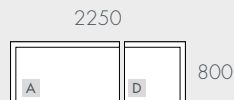


D - Corner Sofa



E - Ottoman

## MODULAR EXAMPLES



All dimensions shown are millimetres.

KEY	DESCRIPTION	PRODUCT CODE	WIDTH	DEPTH	HEIGHT
A	2 Seater Left Arm Sofa	SOF-FLORI-2S-LFT	1450	800	700
B	2 Seater Right Arm Sofa	SOF-FLORI-2S-RIT	1450	800	700
C	2 Seater Centre Sofa	SOF-FLORI-2S-CTR	1450	800	700
D	Corner Sofa	SOF-FLORI-CNR	800	800	700
E	Ottoman	OTT-FLORI	800	700	370

## CONTACT US

To find out more information or place an order please contact us.

T. 1800 722 366

E. [enquiries@globewest.com.au](mailto:enquiries@globewest.com.au)

Showrooms: Melbourne, Sydney, Brisbane, Adelaide and Perth.



# GRANADA SUNRISE



8/16

Create a stylish outdoor living space with our Granada Sunrise sofa collection. Featuring drift teak timber framework and beautiful woven detailing. Cushions upholstered in durable sunproof fabric.

UPHOLSTERY COLOUR	MATERIALS	FRAME COLOUR
Dark Grey	Sunproof Outdoor Fabric (100% Olefin)	Drift Teak

## UPHOLSTERY COLOURS



Dark Grey  
(DGY)

DIMENSIONS		COVERS	Removable
WIDTHS	Various	PROFILE	Medium Cushion
DEPTH	Various	FILLING	Polyester
SEAT HEIGHT	440mm	FRAME MATERIAL	Teak with Chalk weaving
ARM HEIGHT	780mm		

## COMPONENTS & CONFIGURATIONS

Please refer following page.


## NOTES

Please refer website for care instructions.

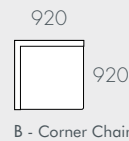
As product specifications sometimes change, please confirm with your GlobeWest salesperson before placing your order.

# GRANADA SUNRISE

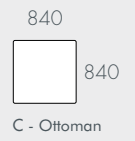
## COMPONENTS



A - Centre Chair

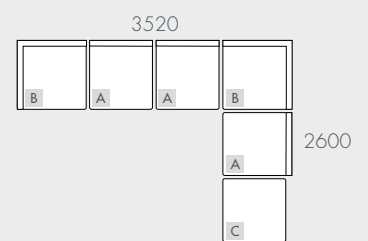
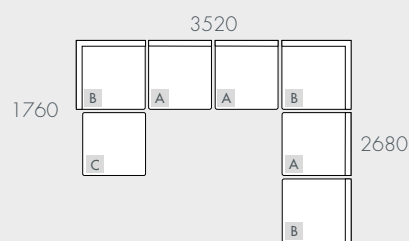
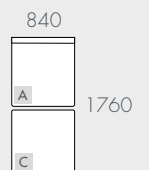
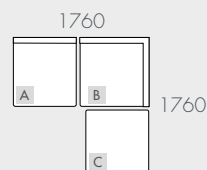
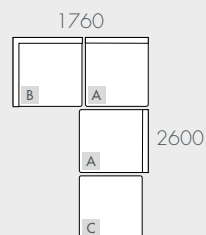


B - Corner Chair



C - Ottoman

## MODULAR EXAMPLES



All dimensions shown are millimetres.

KEY	DESCRIPTION	PRODUCT CODE	WIDTH	DEPTH	HEIGHT
A	Centre Chair	CH-GRAN-SUN-CTR-LG	840	920	780
B	Corner Chair	CH-GRAN-SUN-CNR-LG	920	920	780
C	Ottoman	OTT-GRAN-SUN-LG	840	840	440

## CONTACT US

To find out more information or place an order please contact us.

T. 1800 722 366

E. [enquiries@globewest.com.au](mailto:enquiries@globewest.com.au)

Showrooms: Melbourne, Sydney, Brisbane, Adelaide and Perth.

# MONTEGO



8/16

Our clean lined Montego range is cushioned with durable sunproof fabric, great for modern outdoor living. Arrange your own sleek Montego setting from eight sofa and chaise components.

UPHOLSTERY COLOUR	MATERIALS	FRAME COLOUR
Pale Grey	Sunbrella Fabric	White
Charcoal	Sunbrella Fabric	Anthracite Bronze

DIMENSIONS	
WIDTHS	Various
DEPTH	Various
SEAT HEIGHT	410mm
ARM HEIGHT	600mm

COVERS	Removable
PROFILE	Medium Cushion
FILLING	Quick Dry Foam
FRAME MATERIAL	Powder Coated Aluminium

## UPHOLSTERY COLOURS



Pale Grey (PGY)



Charcoal (CHA)



sunbrella

## COMPONENTS & CONFIGURATIONS

Please refer following page.


## NOTES

Modulars are ordered as separate units available in left (LFT) or right (RIT) facing orientation. As you stand in front of the sofa the arm will be in either the left or right side of the modular component. Please refer website for care instructions.


As product specifications sometimes change, please confirm with your GlobeWest salesperson before placing your order.

# MONTEGO

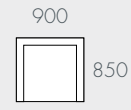
## COMPONENTS




A - 2 Seater Left Arm Sofa



B - 2 Seater Right Arm Sofa



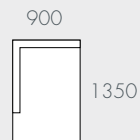
C - Sofa Chair



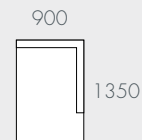
D - Corner Sofa



E - Centre Sofa



F - Left Arm Chaise Sofa

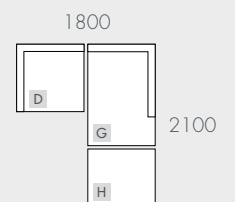
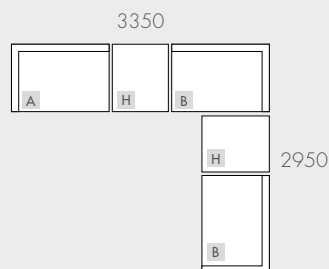
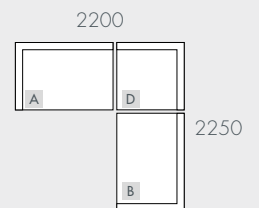
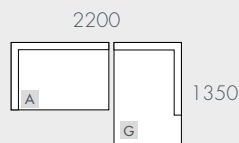
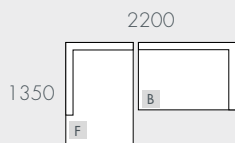
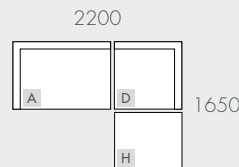


G - Right Arm Chaise Sofa



H - Ottoman

## MODULAR EXAMPLES



All dimensions shown are millimetres.

KEY	DESCRIPTION	PRODUCT CODE	WIDTH	DEPTH	HEIGHT
A	2 Seater Left Arm Sofa	SOF-MONT2S-LFT	1300	900	600
B	2 Seater Right Arm Sofa	SOF-MONT2S-RIT	1300	900	600
C	Sofa Chair	SOF-MONT1S	900	850	600
D	Corner Sofa	SOF-MONT-CNR	900	900	600
E	Centre Sofa	SOF-MONT-CTR	750	900	600
F	Left Arm Chaise Sofa	SOF-MONT-LFT-CHS	900	1350	600
G	Right Arm Chaise Sofa	SOF-MONT-RIT-CHS	900	1350	600
H	Ottoman	OTT-MONT	900	750	380

## CONTACT US

To find out more information or place an order please contact us.

T. 1800 722 366

E. [enquiries@globewest.com.au](mailto:enquiries@globewest.com.au)

Showrooms: Melbourne, Sydney, Brisbane, Adelaide and Perth.

# CANCUN ALI



8/16

Our clean lined Cancun Ali range includes eight sofa and chaise components with sleek powder coated frames. Choose your own Cancun Ali pieces to create a beautiful, minimal outdoor setting.

UPHOLSTERY COLOUR	MATERIALS	FRAME COLOUR
Pale Grey	Sunbrella Fabric	White
Charcoal	Sunbrella Fabric	Black

DIMENSIONS	
WIDTHS	Various
DEPTH	Various
SEAT HEIGHT	410mm
ARM HEIGHT	685mm

COVERS	Removable
PROFILE	Medium Cushion
FILLING	Quick Dry Foam
FRAME MATERIAL	Powder Coated Aluminium

## UPHOLSTERY COLOURS



Pale Grey (PGY)



Charcoal (CHA)



sunbrella

## COMPONENTS & CONFIGURATIONS

Please refer following page.

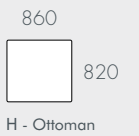
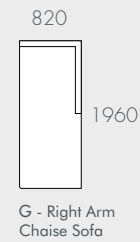
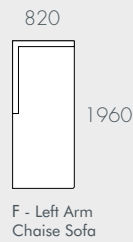
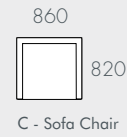
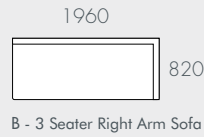
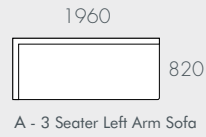
## NOTES

Modulars are ordered as separate units available in left (LFT) or right (RIT) facing orientation. As you stand in front of the sofa the arm will be in either the left or right side of the modular component. Please refer website for care instructions.

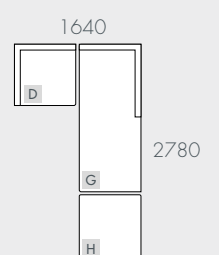
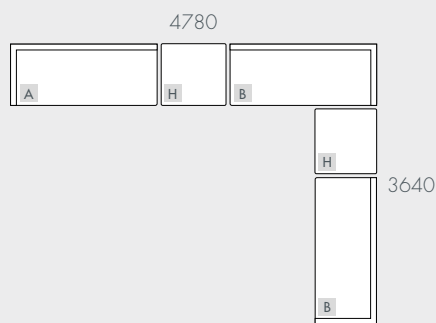
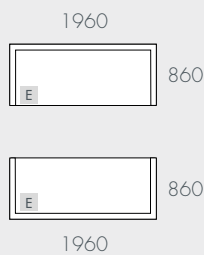
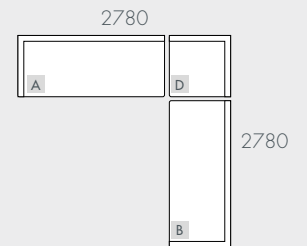
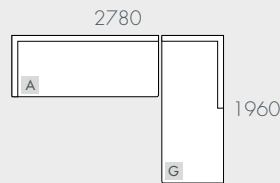
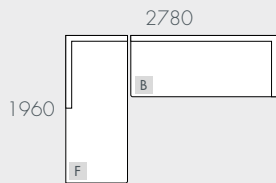
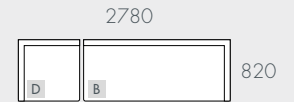
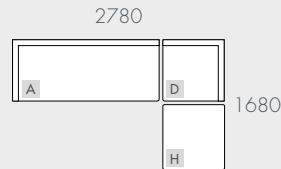
As product specifications sometimes change, please confirm with your GlobeWest salesperson before placing your order.

# CANCUN ALI

## COMPONENTS



## MODULAR EXAMPLES



All dimensions shown are millimetres.

KEY	DESCRIPTION	PRODUCT CODE	WIDTH	DEPTH	HEIGHT
A	3 Seater Left Arm Sofa	SOF-CAN-ALI3S-LFT	1960	820	685
B	3 Seater Right Arm Sofa	SOF-CAN-ALI3S-RIT	1960	820	685
C	Sofa Chair	SOF-CAN-ALI1S	860	820	685
D	Corner Sofa	SOF-CAN-ALI-CNR	820	820	685
E	3 Seater Sofa	SOF-CAN-ALI3S	1960	820	685
F	Left Arm Chaise Sofa	SOF-CAN-ALI-LFT-CHS	820	1960	685
G	Right Arm Chaise Sofa	SOF-CAN-ALI-RIT-CHS	820	1960	685
H	Ottoman	OTT-CAN-ALI-REC	860	820	405

## CONTACT US

To find out more information or place an order please contact us.

T. 1800 722 366

E. [enquiries@globewest.com.au](mailto:enquiries@globewest.com.au)

Showrooms: Melbourne, Sydney, Brisbane, Adelaide and Perth.